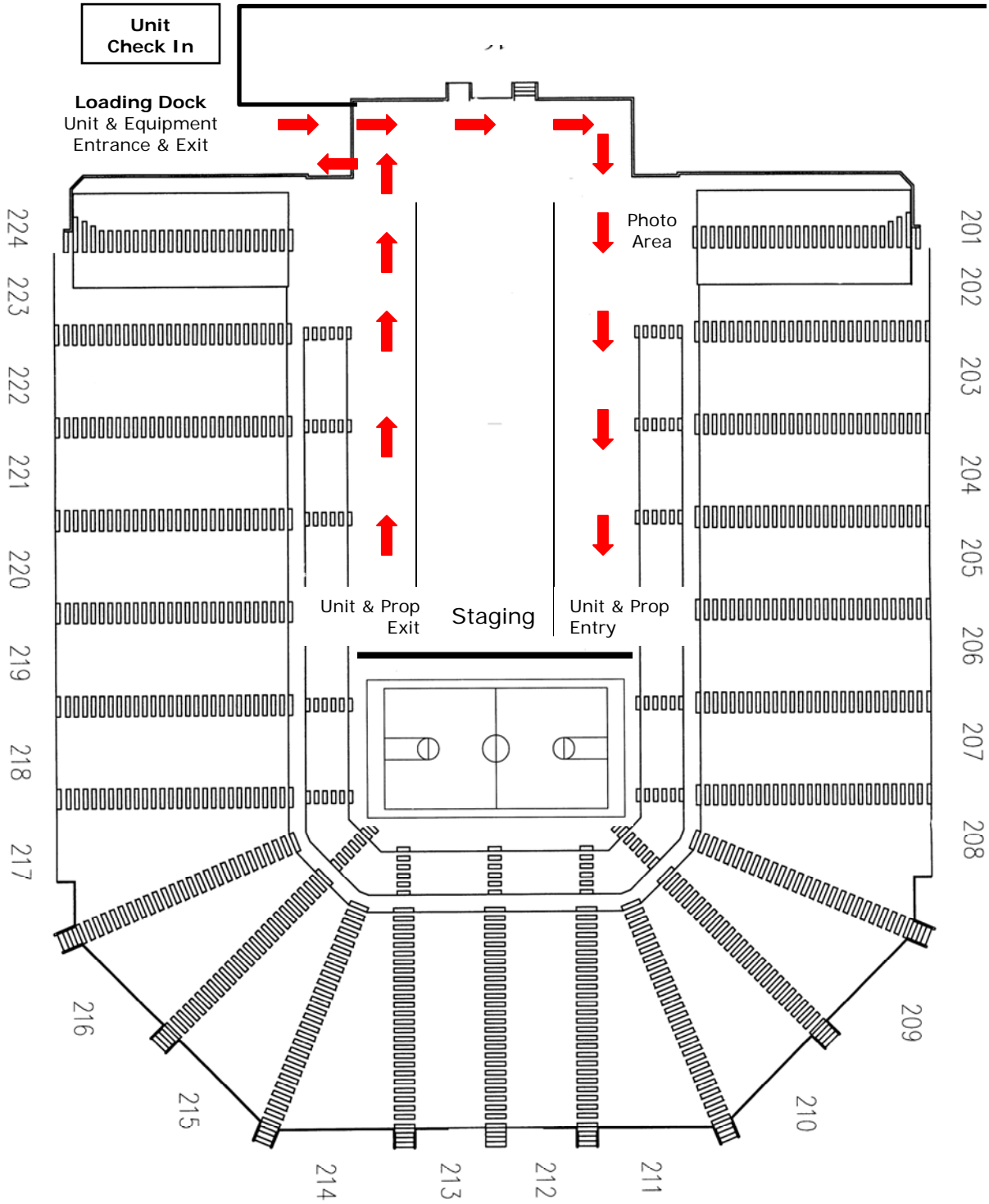




About the Erwin J. Nutter Center Percussion World Championships

- The facility is located on two floors. The units will enter and operate on the lower level. Spectators will enter and operate on the upper level.
- Parking for units and spectators is abundant. See maps for details and traffic flow.
- Dressing facilities are very limited. Please come in competitive attire.
- Besides the contest floor, there is a double size gym for warm up.
- A black drape will adorn the back wall of the arena, covering entrances and exits.
- A beige tarp will cover the entire competitive floor.
- The contest floor is 65' x 110'. Please see the floor plan for more details.
- Height of the facility is more than adequate.
- Equipment trucks must be moved 45 minutes after a units contest completion.
- **Units should not report to the Performance Check-In until your report time. Participant wristbands will allow entrance at regular doors. ONLY UNITS REPORTING FOR COMPETITION SHOULD GO TO THE PERFORMANCE CHECK-IN.**
- **Please remember to bring your MP3 Player to turn in at Performance Check-In.**
- **Your unit MUST check in at Championship Headquarters at the UD ARENA prior to your prelims performance at the Nutter Center to pick up all contest material. Those units who do not check in at Championship Headquarters may be denied entrance to the facility.**

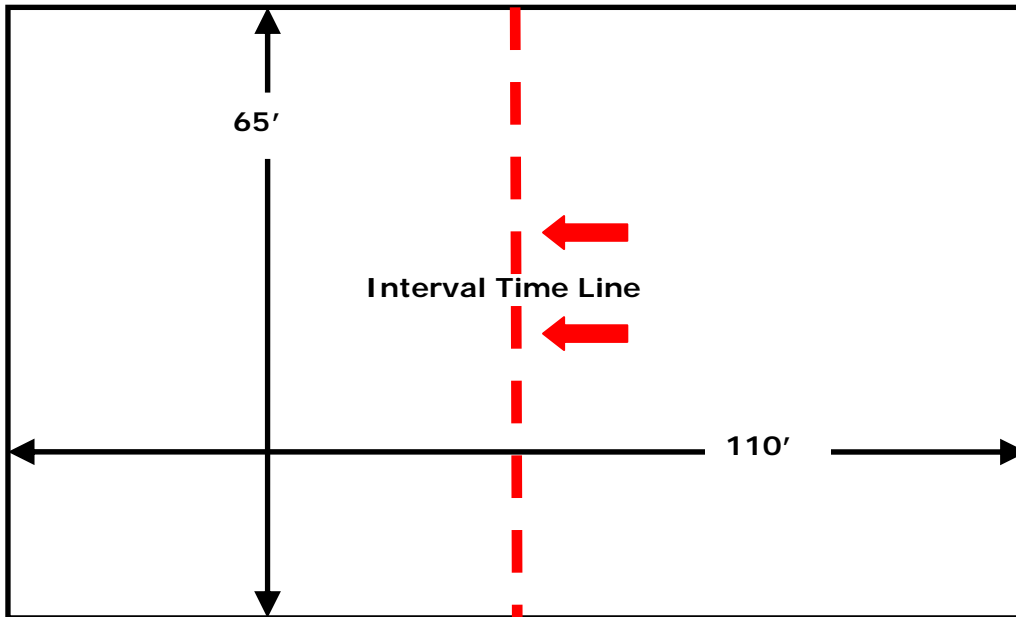
WGI PERCUSSION WORLD CHAMPIONSHIPS NUTTER CENTER SITE FLOW



**WGI PERCUSSION WORLD CHAMPIONSHIPS
NUTTER CENTER
COMPETITION AREA**

Unit Exit

Unit Entry



FRONT STANDS

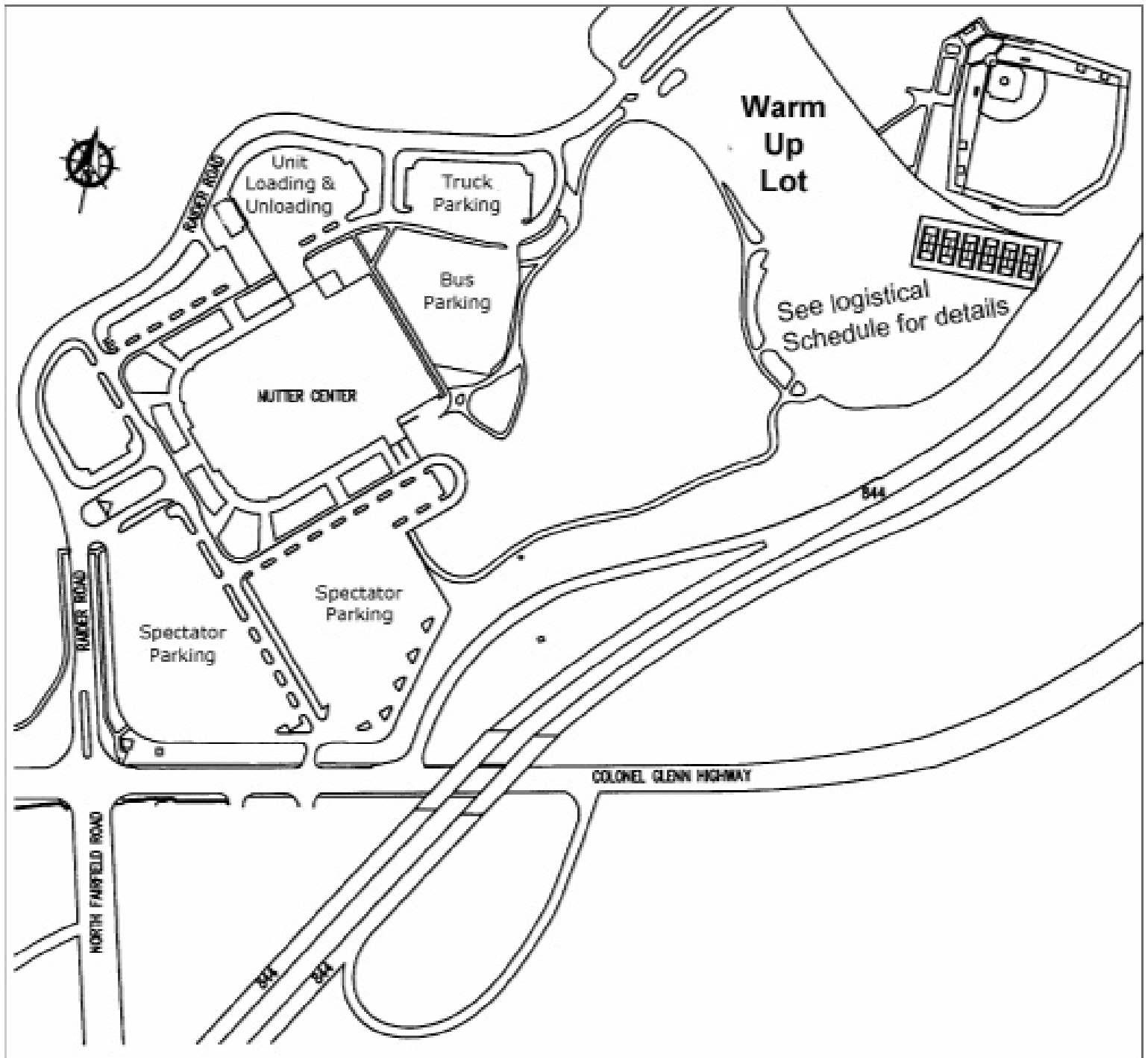
ATTENTION UNIT DIRECTORS—VERY IMPORTANT—PLEASE READ

TO BEST FACILITATE THE FLOW OF THE CONTEST AND THE SEPARATION OF SPECTATORS FROM PARTICIPANTS THIS ENTRANCE AND EXIT METHOD WILL BE USED. PLEASE FOLD YOUR TARPS ACCORDINGLY AND INFORM YOUR STAFF AND MEMBERS OF THIS METHOD OF SET-UP.

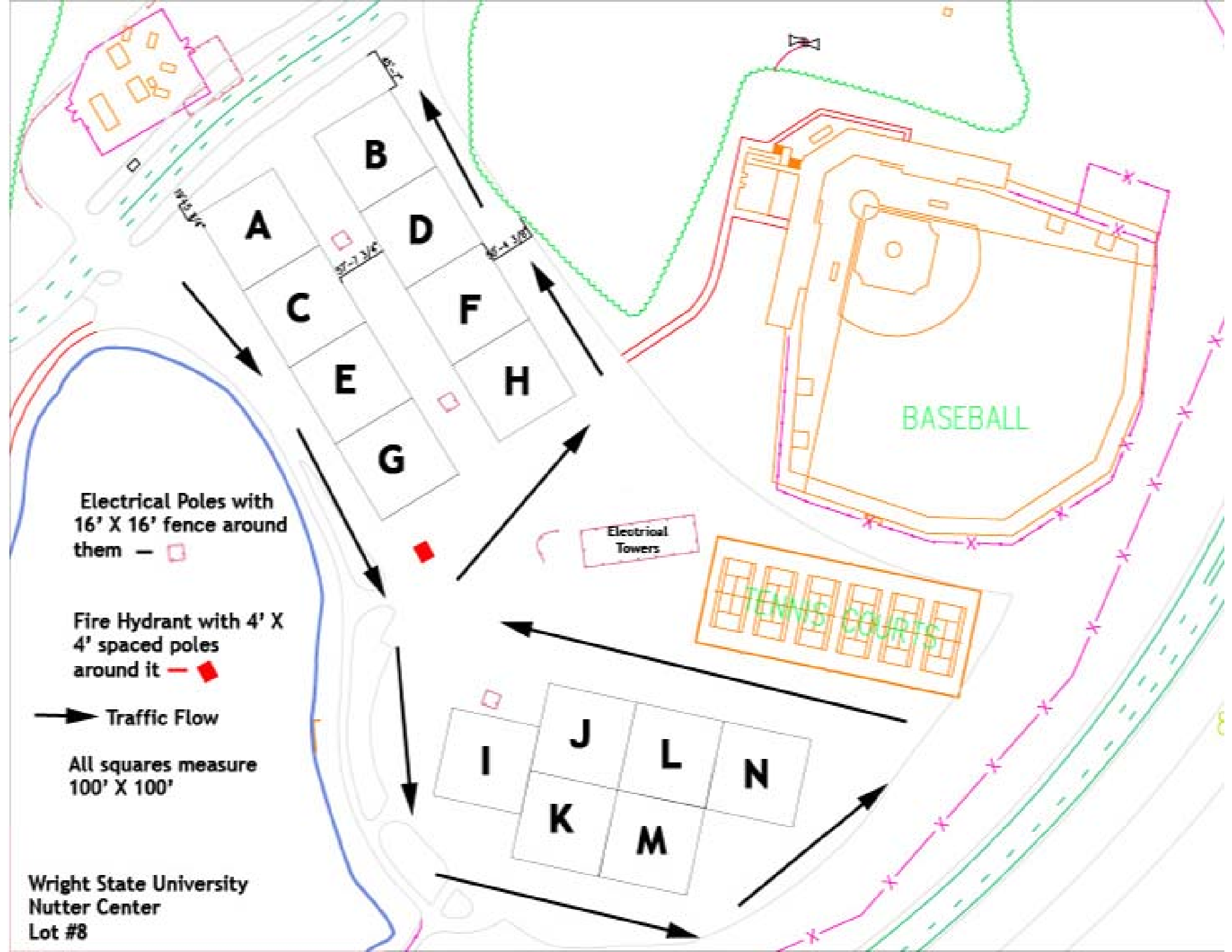
Rule 3.1

For the purpose of interpretation, the "competition area" shall measure a minimum of sixty by ninety (60' x 90') feet and does not include entry ramps, hallways, nor any bleachers or seating area. Ensembles are permitted to utilize the entire designated competition area for their performance. Ensembles may not use "floors" (tarps) larger than sixty by ninety (60' x 90') feet. All props must be in the designated competition area. There can be no choreography outside the competition area. All performers must begin within the designated competition area.

WGI WORLD CHAMPIONSHIPS NUTTER CENTER SITE MAP



- Units allowed in Loading & Unloading Area ONE HOUR prior to performance. Please do not arrive earlier as you will not be allowed in Unloading area.
- Due to heightened security measures, there will not be ANY parking at dock.
- Please keep the Spectator Parking for our spectators. Units parking buses or trucks in this area will be penalized.
- Please cooperate with ANY Wright State officials during heightened security.



Electrical Poles with
16' X 16' fence around
them — □

Fire Hydrant with 4' X
4' spaced poles
around it — ◆

➔ Traffic Flow

All squares measure
100' X 100'

Wright State University
Nutter Center
Lot #8